



MAFATLAL INDUSTRIES LIMITED

Regd. Office : 301-302, Heritage Horizon, 3rd Floor, Off. C.G. Road,  
Navrangpura, Ahmedabad 380 009. Email : ahmedabad@mafatlals.com  
Tel. : 079 26444404-06 Fax : 079 26444403

Corp. Off.: Kaledonia Building, Off. No.3, 6th Floor, Opp. Vijay Nagar Society,  
Sahar Road, Off Western Express Highway, Andheri (East), Mumbai 400 069  
Tel. : 022 67713800 Fax : 91 22 67713924/25  
CIN : L17110GJ1913PLC000035 Website: www.mafatlals.com

July 18, 2020

To,  
**Bombay Stock Exchange Limited**  
Phiroze Jeejeebhoy Towers,  
Dalal Street,  
Mumbai- 400001

**BSE Code: 500264**

Dear Sir,

**Sub: Shareholding Pattern under clause 31(1)(b) of the SEBI (Listing Obligations and Disclosure Requirements) Regulations, 2015**

With reference to the above, please find enclosed the Shareholding Pattern of the Company for the quarter ended on 30<sup>th</sup> June, 2020.

We request you to kindly take the same on record.

Thanking you,

Yours faithfully,  
**For Mafatlal Industries Limited**



**Ashish Karanji**  
**Company Secretary**

Encl: as above



ARVIND MAFATLAL GROUP  
The ethics of excellence

Format of Holding of Specified securities

1. Name of Listed Entity:MAFATAL INDUSTRIES LTD
2. Scrip Code/Name of Scrip/Class of Security:500264,,EQUITY SHARES
3. Share Holding Pattern Filed under: Reg. 31(1)(a)/Reg.31(1)(b)/Reg.31(1)(c)
  - a. if under 31(1)(b) then indicate the report for quarter ending 30/06/2020
  - b. if under 31(1)(c) then indicate date of allotment/extinguishment
4. Declaration : The Listed entity is required to submit the following declaration to the extent of submission of information:

	Particulars	YES*	NO*
a	Whether the Listed Entity has issued any partly paid up shares		NO
b	Whether the Listed Entity has issued any Convertible Securities or Warrants?		NO
c	Whether the Listed Entity has any shares against which depository receipts are issued?		NO
d	Whether the Listed Entity has any shares in locked-in?		NO
e	Whether any shares held by promoters are pledge or otherwise encumbered?	YES	

\*if the Listed Entity selects the option 'NO' for the questions above, the columns for the partly paid up shares, Outstanding Convertible Securities/Warrants, depository receipts, locked-in shares, No of shares pledged or otherwise encumbered by promoters, as applicable, shall not be displayed at the time of dissemination on the Stock Exchange website. Also wherever there is 'No' declared by Listed entity in above table the values will be considered as 'Zero' by default on submission of the format of holding of specified securities.

5. The tabular format for disclosure of holding of specified securities is as follows:




Table I - Summary Statement holding of specified securities

Category	Category of Shareholder	No of Share holders	No of fully paid up equity shares held	No of Partly paid-up equity shares held	No of Shares Underlying Depository Receipts	Total No of Shares Held (VII) = (IV)+(V)+(VI)	Shareholding as a % of total no of shares (As a % of (A+B+C2))	Number of Voting Rights held in each class of securities			No of Shares Underlying Outstanding convertible securities (Including Warrants)	Shareholding as a % assuming full conversion of convertible Securities (as a percentage of diluted share capital)	Number of Locked in Shares		Number of Shares pledged or otherwise encumbered		Number of equity shares held in dematerialized form	
								No of Voting Rights		Total as a % of (A+B+C)			No.	As a % of total Shares held	No.	As a % of total Shares held		
								Class X	Class Y									Total
(I)	(II)	(III)	(IV)	(V)	(VI)	(VII)	(VIII)	(IX)			(X)	(XI)	(XII)		(XIII)	(XIV)		
(A)	Promoter & Promoter Group	18	10028749	0	0	10028749	72.08	10028749	0	10028749	72.08	0	72.08	0	0.00	6989669	69.70	10028749
(B)	Public	99453	3884137	0	0	3884137	27.92	3884137	0	3884137	27.92	0	27.92	0	0.00	NA	NA	3454734
(C)	Non Promoter-Non Public																	
(C1)	Shares underlying DRs	0	0	0	0	0	NA	0	0	0	0.00	0	NA	0	0.00	NA	NA	0
(C2)	Shares held by Employes Trusts	0	0	0	0	0	0.00	0	0	0	0.00	0	0.00	0	0.00	NA	NA	0
	<b>Total:</b>	<b>99471</b>	<b>13912886</b>	<b>0</b>	<b>0</b>	<b>13912886</b>	<b>100.00</b>	<b>13912886</b>	<b>0</b>	<b>13912886</b>	<b>100.00</b>	<b>0</b>	<b>100.00</b>	<b>0</b>	<b>0.00</b>	<b>6989669</b>	<b>69.70</b>	<b>13483483</b>




Table II - Statement showing shareholding pattern of the Promoter and Promoter Group

Category	Category & Name of the Shareholder	PAN	No of Share holders	No of fully paid up equity shares held	No of Partly paid-up equity shares held	No of Shares Underlying Depository Receipts	Total No of Shares Held (IV+V+VI)	Shareholding as a % of total no of shares (calculated as per SCRR, 1957 (VIII) As a % of (A+B+C2)	Number of Voting Rights held in each class of securities			No of Shares Underlying Outstanding convertible securities (Including Warrants)	Shareholding as a % assuming full conversion of convertible Securities (as a percentage of diluted share capital) (VII)+(X) As a % of (A+B+C2)	Number of Locked in Shares		Number of Shares pledged or otherwise encumbered		Number of equity shares held in dematerialized form	
									No of Voting Rights		Total as a % of (A+B+C)			No.	As a % of total Shares held	No.	As a % of total		
									Class X	Class Y									Total
	(I)	(II)	(III)	(IV)	(V)	(VI)	(VII)	(VIII)	(IX)			(X)	(XI)	(XII)		(XIII)	(XIV)		
(1)	Indian																		
(a)	Individuals/Hindu undivided Family		10	4866265	0	0	4866265	34.98	4866265	0	4866265	34.98	0	34.98	0	0.00	3896622	80.07	4866265
	REKHA HRISHIKESH MAFATLAL	AABPM3169K	1	1307387	0	0	1307387	9.40	1307387	0	1307387	9.40	0	9.40	0	0.00	664904	50.86	1307387
	HRISHIKESH ARVIND MAFATLAL	AADTG3097Q	1	100	0	0	100	0.00	100	0	100	0.00	0	0.00	0	0.00	0	0.00	100
	HRISHIKESH ARVIND MAFATLAL	AADTK8522E	1	100	0	0	100	0.00	100	0	100	0.00	0	0.00	0	0.00	0	0.00	100
	HRISHIKESH ARVIND MAFATLAL	AADTN1520F	1	100	0	0	100	0.00	100	0	100	0.00	0	0.00	0	0.00	0	0.00	100
	REKHA HRISHIKESH MAFATLAL	AADTR7288N	1	100	0	0	100	0.00	100	0	100	0.00	0	0.00	0	0.00	0	0.00	100
	AARTI MANISH CHADHA	AAOPM1994R	1	149180	0	0	149180	1.07	149180	0	149180	1.07	0	1.07	0	0.00	0	0.00	149180
	HRISHIKESH ARVIND MAFATLAL	AAXTS4769B	1	100	0	0	100	0.00	100	0	100	0.00	0	0.00	0	0.00	0	0.00	100
	HRISHIKESH A MAFATLAL	AIXPM4401C	1	2673046	0	0	2673046	19.21	2673046	0	2673046	19.21	0	19.21	0	0.00	2672996	100.00	2673046
	ANJALI KUNAL AGARWAL	AKFPM7074H	1	177430	0	0	177430	1.28	177430	0	177430	1.28	0	1.28	0	0.00	0	0.00	177430
	PRIYAVRATA MAFATLAL	ALPPM7282E	1	558722	0	0	558722	4.02	558722	0	558722	4.02	0	4.02	0	0.00	558722	100.00	558722
(b)	Central Government/State Government(s)		0	0	0	0	0	0.00	0	0	0	0.00	0	0.00	0	0.00	0	0.00	0
(c)	Financial Institutions/Banks		0	0	0	0	0	0.00	0	0	0	0.00	0	0.00	0	0.00	0	0.00	0
(d)	Any Other		8	5162484	0	0	5162484	37.11	5162484	0	5162484	37.11	0	37.11	0	0.00	3093047	59.91	5162484
	GAYATRI PESTICHEM MANUFACTURING PVT LTD	AAACG5603J	1	22305	0	0	22305	0.16	22305	0	22305	0.16	0	0.16	0	0.00	0	0.00	22305
	NOCIL LIMITED	AAACN4412E	1	1954695	0	0	1954695	14.05	1954695	0	1954695	14.05	0	14.05	0	0.00	0	0.00	1954695
	SUREMI TRADING PVT LTD	AAACS5620B	1	677578	0	0	677578	4.87	677578	0	677578	4.87	0	4.87	0	0.00	677578	100.00	677578
	SUMIL HOLDINGS PVT LTD	AAACS5891A	1	2440748	0	0	2440748	17.54	2440748	0	2440748	17.54	0	17.54	0	0.00	2415469	98.96	2440748
	SHRI HRISHIKESH ARVIND MAFATLAL PUBLIC CHARITABLE	AAATS0647R	1	24128	0	0	24128	0.17	24128	0	24128	0.17	0	0.17	0	0.00	0	0.00	24128
	SETH NAVINCHANDRA MAFATLAL FOUNDATION TRUST NO 1	AAATS1003R	1	16506	0	0	16506	0.12	16506	0	16506	0.12	0	0.12	0	0.00	0	0.00	16506
	VISHAD PADMANABH MAFATLAL PUBLIC CHARITABLE TRUST	AAATV2916J	1	24255	0	0	24255	0.17	24255	0	24255	0.17	0	0.17	0	0.00	0	0.00	24255
	SUSHRIPADA INVESTMENTS PVT LTD	AAECS8020R	1	2269	0	0	2269	0.02	2269	0	2269	0.02	0	0.02	0	0.00	0	0.00	2269
	<b>Sub-Total (A)(1)</b>		<b>18</b>	<b>10028749</b>	<b>0</b>	<b>0</b>	<b>10028749</b>	<b>72.08</b>	<b>10028749</b>	<b>0</b>	<b>10028749</b>	<b>72.08</b>	<b>0</b>	<b>72.08</b>	<b>0</b>	<b>0.00</b>	<b>6989669</b>	<b>69.70</b>	<b>10028749</b>
(2)	Foreign																		
(a)	Individuals (Non-Resident Individuals/Foreign Individuals)		0	0	0	0	0	0.00	0	0	0	0.00	0	0.00	0	0.00	0	0.00	0
(b)	Government		0	0	0	0	0	0.00	0	0	0	0.00	0	0.00	0	0.00	0	0.00	0
(c)	Institutions		0	0	0	0	0	0.00	0	0	0	0.00	0	0.00	0	0.00	0	0.00	0
(d)	Foreign Portfolio Investor		0	0	0	0	0	0.00	0	0	0	0.00	0	0.00	0	0.00	0	0.00	0
(e)	Any Other		0	0	0	0	0	0.00	0	0	0	0.00	0	0.00	0	0.00	0	0.00	0
	<b>Sub-Total (A)(2)</b>		<b>0</b>	<b>0</b>	<b>0</b>	<b>0</b>	<b>0</b>	<b>0.00</b>	<b>0</b>	<b>0</b>	<b>0</b>	<b>0.00</b>	<b>0</b>	<b>0.00</b>	<b>0</b>	<b>0.00</b>	<b>0</b>	<b>0.00</b>	<b>0</b>
	<b>Total Shareholding of Promoter and Promoter Group (A)=(A)(1)+(A)(2)</b>		<b>18</b>	<b>10028749</b>	<b>0</b>	<b>0</b>	<b>10028749</b>	<b>72.08</b>	<b>10028749</b>	<b>0</b>	<b>10028749</b>	<b>72.08</b>	<b>0</b>	<b>72.08</b>	<b>0</b>	<b>0.00</b>	<b>6989669</b>	<b>69.70</b>	<b>10028749</b>

Note:- Pursuant to the Scheme of arrangement Suremi Trading P Ltd.(Promoter Group) has been merged with Sumil Trading P Ltd. (promoter Group) accordingly the shares held in the name of suremi got mutated/transferred in the name of Sumil except those which remained pledge with the bankers (lenders of Mafatlal Industries ). Once rejig of pledge is done, remaining 677578 shares shown in the name of suremi will also be transferred in the name of Sumil.




Table III - Statement showing shareholding pattern of the Public shareholder

Category	Category & Name of the Shareholder	PAN	No of Share holders	No of fully paid up equity shares held	No of Partly paid-up equity shares held	No of Shares Underlying Depository Receipts	Total No of Shares Held (IV+V+VI)	Share holding as a % of total no of shares (A+B+C2)	Number of Voting Rights held in each class of securities			No of Shares Underlying Outstanding convertible securities (Including Warrants)	Shareholding as a % assuming full conversion of convertible Securities (as a percentage of diluted share capital)	Number of Locked in Shares		Number of Shares pledged or otherwise encumbered		Number of equity shares held in dematerialized form	
									No of Voting Rights		Total as a % of (A+B+C)			No.	As a % of total Shares held	No.	As a % of total Shares held		
									Class X	Class Y									Total
	(I)	(II)	(III)	(IV)	(V)	(VI)	(VII)	(VIII)	(IX)			(X)	(XI)	(XII)		(XIII)	(XIV)		
(1)	Institutions																		
(a)	Mutual Funds		16	2014	0	0	2014	0.01	2014	0	2014	0.01	0	0.01	0	0.00	NA	NA	3
(b)	Venture Capital Funds		0	0	0	0	0	0.00	0	0	0	0.00	0	0.00	0	0.00	NA	NA	0
(c)	Alternate Investment Funds		0	0	0	0	0	0.00	0	0	0	0.00	0	0.00	0	0.00	NA	NA	0
(d)	Foreign Venture Capital Investors		0	0	0	0	0	0.00	0	0	0	0.00	0	0.00	0	0.00	NA	NA	0
(e)	Foreign Portfolio Investors		0	0	0	0	0	0.00	0	0	0	0.00	0	0.00	0	0.00	NA	NA	0
(f)	Financial Institutions/Banks		40	215860	0	0	215860	1.55	215860	0	215860	1.55	0	1.55	0	0.00	NA	NA	208158
	STATE BANK OF INDIA, NI - SS DIVN, MUMBAI MAIN BR	AAACS8577K	1	168449	0	0	168449	1.21	168449	0	168449	1.21	0	1.21	0	0.00	NA	NA	168449
(g)	Insurance Companies		2	142816	0	0	142816	1.03	142816	0	142816	1.03	0	1.03	0	0.00	NA	NA	142815
	LIFE INSURANCE CORPORATION OF INDIA	AAACL0582H	1	142815	0	0	142815	1.03	142815	0	142815	1.03	0	1.03	0	0.00	NA	NA	142815
(h)	Provident Funds/Pension Funds		0	0	0	0	0	0.00	0	0	0	0.00	0	0.00	0	0.00	NA	NA	0
(i)	Any Other																		
	<b>Sub Total (B)(1)</b>		<b>58</b>	<b>360690</b>	<b>0</b>	<b>0</b>	<b>360690</b>	<b>2.59</b>	<b>360690</b>	<b>0</b>	<b>360690</b>	<b>2.59</b>	<b>0</b>	<b>2.59</b>	<b>0</b>	<b>0.00</b>	<b>NA</b>	<b>NA</b>	<b>350976</b>
(2)	Central Government/State Government(s)/President of India		0	0	0	0	0	0.00	0	0	0	0.00	0	0.00	0	0.00	NA	NA	0
	<b>Sub Total (B)(2)</b>		<b>0</b>	<b>0</b>	<b>0</b>	<b>0</b>	<b>0</b>	<b>0.00</b>	<b>0</b>	<b>0</b>	<b>0</b>	<b>0.00</b>	<b>0</b>	<b>0.00</b>	<b>0</b>	<b>0.00</b>	<b>NA</b>	<b>NA</b>	<b>0</b>
(3)	Non-Institutions																		
(a)	i.Individual shareholders holding nominal share capital up to Rs.2 lakhs		98925	1479249	0	0	1479249	10.63	1479249	0	1479249	10.63	0	10.63	0	0.00	NA	NA	1061832
	ii.Individual shareholders holding nominal share capital in excess of Rs. 2 Lakhs		20	1818157	0	0	1818157	13.07	1818157	0	1818157	13.07	0	13.07	0	0.00	NA	NA	1818157
	MINAL BHARAT PATEL	AACPP5126G	1	595130	0	0	595130	4.28	595130	0	595130	4.28	0	4.28	0	0.00	NA	NA	595130
	HARDIK B. PATEL	AHIPP1407H	1	181963	0	0	181963	1.31	181963	0	181963	1.31	0	1.31	0	0.00	NA	NA	181963
(b)	NBFCs Registered with RBI		0	0	0	0	0	0.00	0	0	0	0.00	0	0.00	0	0.00	NA	NA	0
(c)	Employee Trusts		0	0	0	0	0	0.00	0	0	0	0.00	0	0.00	0	0.00	NA	NA	0
(d)	Overseas Depositories (Holding DRs)(Balancing figure)		0	0	0	0	0	0.00	0	0	0	0.00	0	0.00	0	0.00	NA	NA	0
(e)	Any Other																		
	TRUSTS		5	22	0	0	22	0.00	22	0	22	0.00	0	0.00	0	0.00	NA	NA	22
	NON RESIDENT INDIANS		84	55537	0	0	55537	0.40	55537	0	55537	0.40	0	0.40	0	0.00	NA	NA	54972
	CLEARING MEMBERS		19	1208	0	0	1208	0.01	1208	0	1208	0.01	0	0.01	0	0.00	NA	NA	1208
	NON RESIDENT INDIAN NON REPATRIABLE		129	12551	0	0	12551	0.09	12551	0	12551	0.09	0	0.09	0	0.00	NA	NA	12551
	BODIES CORPORATES		213	156723	0	0	156723	1.13	156723	0	156723	1.13	0	1.13	0	0.00	NA	NA	155016
	<b>Sub Total (B)(3)</b>		<b>99395</b>	<b>3523447</b>	<b>0</b>	<b>0</b>	<b>3523447</b>	<b>25.33</b>	<b>3523447</b>	<b>0</b>	<b>3523447</b>	<b>25.33</b>	<b>0</b>	<b>25.33</b>	<b>0</b>	<b>0.00</b>	<b>NA</b>	<b>NA</b>	<b>3103758</b>
	<b>Total Public Shareholding (B) = (B)(1)+(B)(2)+(B)(3)</b>		<b>99453</b>	<b>3884137</b>	<b>0</b>	<b>0</b>	<b>3884137</b>	<b>27.92</b>	<b>3884137</b>	<b>0</b>	<b>3884137</b>	<b>27.92</b>	<b>0</b>	<b>27.92</b>	<b>0</b>	<b>0.00</b>	<b>NA</b>	<b>NA</b>	<b>3454734</b>






Table IV - Statement showing shareholding pattern of the Non Promoter - Non Public Shareholder

Category	Category & Name of the Shareholder	PAN	No of Share holders	No of fully paid up equity shares held	No of Partly paid-up equity shares held	No of Shares Underlying Depository Receipts	Total No of Shares Held (IV+V+VI)	Share holding as a % of total no of shares (A+B+C2)	Number of Voting Rights held in each class of securities			No of Shares Underlying Outstanding convertible securities (Including Warrants)	Share holding as a % assuming full conversion of convertible Securities (as a percentage of diluted share capital)	Number of Locked in Shares		Number of Shares pledged or otherwise encumbered		Number of equity shares held in dematerialized form	
									No of Voting Rights		Total as a % of (A+B+C)			No.	As a % of total	No.	As a % of total Shares held		
									Class X	Class Y									Total
	(I)	(II)	(III)	(IV)	(V)	(VI)	(VII)	(VIII)	(IX)			(X)	(XI)	(XII)		(XIII)	(XIV)		
(1)	Custodian/DR Holder		0	0	0	0	0	0.00	0	0	0	0.00	0	0.00	0	0.00	NA	NA	0
(2)	Employee Benefit Trust (under SEBI(Share based Employee Benefit) Regu		0	0	0	0	0	0.00	0	0	0	0.00	0	0.00	0	0.00	NA	NA	0
	<b>Total Non-Promoter-Non Public Shareholding (C) = (C)(1)+(C)(2)</b>		<b>0</b>	<b>0</b>	<b>0</b>	<b>0</b>	<b>0</b>	<b>0.00</b>	<b>0</b>	<b>0</b>	<b>0</b>	<b>0.00</b>	<b>0</b>	<b>0.00</b>	<b>0</b>	<b>0.00</b>			<b>0</b>



<b>Details of the shareholders acting as persons in Concert including their Shareholding:</b>			
Name of Shareholder	Name of PAC	No of shares	Holding%
<b>Total:</b>		<b>0</b>	<b>0</b>



**Details of Shares which remain unclaimed may be given hear along with details such as number of shareholders,**

No of Shareholders

No of shares

