

Mafatlal[®]

MAFATLAL INDUSTRIES LIMITED

Regd. Office : 301-302, Heritage Horizon, 3rd Floor, Off. C. G. Road,
Navrangpura, Ahmedabad 380 009. Email : ahmedabad@mafatlals.com
Tel. : 079 26444404-06 Fax : 079 26444403

Corp. Off. : Mafatlal House, 5th Floor, H.T. Parekh Marg,
Backbay Reclamation, Churchgate, Mumbai - 400 020.

Tel. : 91 022 6617 3636, Fax : 91 022 6635 7633

CIN : L17110GJ1913PLC000035 Website : www.mafatlals.com

October 19, 2021

To,
BSE Limited
Phiroze Jeejeebhoy Towers,
Dalal Street,
Mumbai- 400001

BSE Code: 500264

Dear Sir,

Sub: Shareholding Pattern under clause 31(1)(b) of the SEBI (Listing Obligations and Disclosure Requirements) Regulations, 2015

With reference to the above, please find enclosed the Shareholding Pattern of the Company for the quarter ended on 30th September, 2021.

We request you to kindly take the same on record.

Thanking you,

Yours faithfully,
For Mafatlal Industries Limited


Ashish Karanji
Company Secretary
Encl.: as above



ARVIND MAFATLAL GROUP
The ethics of excellence

Format of Holding of Specified securities

1. Name of Listed Entity:MAFATLAL INDUSTRIES LTD
2. Scrip Code/Name of Scrip/Class of Security:500264,,EQUITY SHARES
3. Share Holding Pattern Filed under: Reg. 31(1)(a)/Reg.31(1)(b)/Reg.31(1)(c)
 - a. if under 31(1)(b) then indicate the report for quarter ending 30/09/2021
 - b. if under 31(1)(c) then indicate date of allotment/extinguishment
4. Declaration : The Listed entity is required to submit the following declaration to the extent of submission of information:

	Particulars	YES*	NO*
a	Whether the Listed Entity has issued any partly paid up shares		NO*
b	Whether the Listed Entity has issued any Convertible Securities or Warrants?		NO*
c	Whether the Listed Entity has any shares against which depository receipts are issued?		NO*
d	Whether the Listed Entity has any shares in locked-in?		NO*
e	Whether any shares held by promoters are pledge or otherwise encumbered?	YES*	

*if the Listed Entity selectes the option 'NO' for the questions above, the columns for the partly paid up shares, Outstanding Convertible Securities/Warrants, depository receipts, locked-in shares, No of shares pledged or otherwise encumbered by promoters, as applicable, shall not be displayed at the time of dissemination on the Stock Exchange website. Also wherever there is 'No' declared by Listed entity in above table the values will be considered as 'Zero' by default on submission of the format of holding of specified securities.

- 5 The tabular format for disclosure of holding of specified securities is as follows:




Table I - Summary Statement holding of specified securities

Category	Category of Shareholder	No of Share holders	No of fully paid up equity shares held	No of Partly paid-up equity shares held	No of Shares Underlying Depository Receipts	Total No of Shares Held (VII) = (IV)+(V)+(VI)	Share holding as a % of total no of shares (As a % of (A+B+C2))	Number of Voting Rights held in each class of securities			No of Shares Underlying Outstanding convertible securities (Including Warrants)	Shareholding as a % assuming full conversion of convertible Securities (as a percentage of diluted share capital)	Number of Locked in Shares		Number of Shares pledged or otherwise encumbered		Number of equity shares held in dematerialized form	
								No of Voting Rights	Total as a % of (A+B+C)				No.	As a % of total Shares held	No.	As a % of total Shares held		
								Class X	Class Y	Total								
(I)	(II)	(III)	(IV)	(V)	(VI)	(VII)	(VIII)	(IX)			(X)	(XI)	(XII)		(XIII)		(XIV)	
(A)	Promoter & Promoter Group	15	10004494	0	0	10004494	71.49	10004494	0	10004494	71.49	0	71.49	0	0.00	4782312	47.80	10004494
(B)	Public	69657	3989892	0	0	3989892	28.51	3989892	0	3989892	28.51	0	28.51	0	0.00	NA	NA	3662180
(C)	Non Promoter-Non Public																	
(C1)	Shares underlying DRs	0	0	0	0	0	NA	0	0	0	0.00	0	NA	0	0.00	NA	NA	0
(C2)	Shares held by Employes Trusts	0	0	0	0	0	0.00	0	0	0	0.00	0	0.00	0	0.00	NA	NA	0
	Total:	69672	13994386	0	0	13994386	100.00	13994386	0	13994386	100.00	0	100.00	0	0.00	4782312	47.80	13666674




Table II - Statement showing shareholding pattern of the Promoter and Promoter Group

Category	Category & Name of the Shareholder	PAN	No of Share holders	No of fully paid up equity shares held	No of Partly paid-up equity shares held	No of Shares Underlying Depository Receipts	Total No of Shares Held (IV+V+VI)	Share holding as a % of total no of shares (calculated as per SCRR, 1957 (VIII) As a % of (A+B+C2)	Number of Voting Rights held in each class of securities			No of Shares Underlying Convertible securities (Including Warrants)	Shareholding as a % assuming full conversion of convertible Securities (as a percentage of diluted share capital) (VII)+(X) As a % of (A+B+C2)	Number of Locked in Shares		Number of Shares pledged or otherwise encumbered		Number of equity shares held in dematerialized form	
									No of Voting Rights		Total as a % of (A+B+C)			No.	As a % of total Shares held	No.	As a % of total Shares held		
									Class X	Class Y									Total
	(I)	(II)	(III)	(IV)	(V)	(VI)	(VII)	(VIII)	(IX)			(X)	(XI)	(XII)		(XIII)	(XIV)		
(1)	Indian																		
(a)	Individuals/Hindu undivided Family		10	4868534	0	0	4868534	34.79	4868534	0	4868534	34.79	0	34.79	0	0.00	2366843	48.62	4868534
	REKHA HRISHIKESH MAFATLAL	AABPM3169K	1	1307387	0	0	1307387	9.34	1307387	0	1307387	9.34	0	9.34	0	0.00	1038691	79.45	1307387
	HRISHIKESH ARVIND MAFATLAL	AADTG3097Q	1	100	0	0	100	0.00	100	0	100	0.00	0	0.00	0	0.00	0	0.00	100
	HRISHIKESH ARVIND MAFATLAL	AADTK8522E	1	100	0	0	100	0.00	100	0	100	0.00	0	0.00	0	0.00	0	0.00	100
	HRISHIKESH ARVIND MAFATLAL	AADTN1520F	1	100	0	0	100	0.00	100	0	100	0.00	0	0.00	0	0.00	0	0.00	100
	REKHA HRISHIKESH MAFATLAL	AADTR7288N	1	100	0	0	100	0.00	100	0	100	0.00	0	0.00	0	0.00	0	0.00	100
	AARTI MANISH CHADHA	AAOPM1994R	1	149180	0	0	149180	1.07	149180	0	149180	1.07	0	1.07	0	0.00	0	0.00	149180
	HRISHIKESH ARVIND MAFATLAL	AAXTS4769B	1	100	0	0	100	0.00	100	0	100	0.00	0	0.00	0	0.00	0	0.00	100
	HRISHIKESH A MAFATLAL	AIXPM4401C	1	2673046	0	0	2673046	19.10	2673046	0	2673046	19.10	0	19.10	0	0.00	769430	28.78	2673046
	ANJALI KUNAL AGARWAL	AKFPM7074H	1	177430	0	0	177430	1.27	177430	0	177430	1.27	0	1.27	0	0.00	0	0.00	177430
	PRIYAVRATA MAFATLAL	ALPPM7282E	1	560991	0	0	560991	4.01	560991	0	560991	4.01	0	4.01	0	0.00	558722	99.60	560991
(b)	Central Government/State Government(s)		0	0	0	0	0	0.00	0	0	0	0.00	0	0.00	0	0.00	0	0.00	0
(c)	Financial Institutions/Banks		0	0	0	0	0	0.00	0	0	0	0.00	0	0.00	0	0.00	0	0.00	0
(d)	Any Other		5	5135960	0	0	5135960	36.70	5135960	0	5135960	36.70	0	36.70	0	0.00	2415469	47.03	5135960
	GAYATRI PESTICHEM MANUFACTURING PVT LTD	AAACG5603J	1	22305	0	0	22305	0.16	22305	0	22305	0.16	0	0.16	0	0.00	0	0.00	22305
	NOCIL LIMITED	AAACN4412E	1	1954695	0	0	1954695	13.97	1954695	0	1954695	13.97	0	13.97	0	0.00	0	0.00	1954695
	SUMIL TRADING PVT LTD	AAACS5891A	1	3118326	0	0	3118326	22.28	3118326	0	3118326	22.28	0	22.28	0	0.00	2415469	77.46	3118326
	SHRI HRISHIKESH ARVIND MAFATLAL PUBLIC CHARITABLE	AAATS0647R	1	24128	0	0	24128	0.17	24128	0	24128	0.17	0	0.17	0	0.00	0	0.00	24128
	SETH NAVINCHANDRA MAFATLAL FOUNDATION TRUST NO 1	AAATS1003R	1	16506	0	0	16506	0.12	16506	0	16506	0.12	0	0.12	0	0.00	0	0.00	16506
	Sub-Total (A)(1)		15	10004494	0	0	10004494	71.49	10004494	0	10004494	71.49	0	71.49	0	0.00	4782312	47.80	10004494
(2)	Foreign																		
(a)	Individuals (Non-Resident Individuals/Foreign Individuals)		0	0	0	0	0	0.00	0	0	0	0.00	0	0.00	0	0.00	0	0.00	0
(b)	Government		0	0	0	0	0	0.00	0	0	0	0.00	0	0.00	0	0.00	0	0.00	0
(c)	Institutions		0	0	0	0	0	0.00	0	0	0	0.00	0	0.00	0	0.00	0	0.00	0
(d)	Foreign Portfolio Investor		0	0	0	0	0	0.00	0	0	0	0.00	0	0.00	0	0.00	0	0.00	0
(e)	Any Other		0	0	0	0	0	0.00	0	0	0	0.00	0	0.00	0	0.00	0	0.00	0
	Sub-Total (A)(2)		0	0	0	0	0	0.00	0	0	0	0.00	0	0.00	0	0.00	0	0.00	0
	Total Shareholding of Promoter and Promoter Group (A)=(A)(1)+(A)(2)		15	10004494	0	0	10004494	71.49	10004494	0	10004494	71.49	0	71.49	0	0.00	4782312	47.80	10004494




Table III - Statement showing shareholding pattern of the Public shareholder

Category	Category & Name of the Shareholder	PAN	No of Share holders	No of fully paid up equity shares held	No of Partly paid-up equity shares held	No of Shares Underlying Depository Receipts	Total No of Shares Held (IV+V+VI)	Share holding as a % of total no of shares (A+B+C2)	Number of Voting Rights held in each class of securities			No of Shares Underlying Outstanding convertible securities (Including Warrants)	Shareholding as a % assuming full conversion of convertible Securities (as a percentage of diluted share capital)	Number of Locked in Shares		Number of Shares pledged or otherwise encumbered		Number of equity shares held in dematerialized form	
									No of Voting Rights					Total as a % of (A+B+C)	No.	As a % of total Shares held	No.		As a % of total Shares held
									Class X	Class Y	Total								
	(I)	(II)	(III)	(IV)	(V)	(VI)	(VII)	(VIII)	(IX)			(X)	(XI)	(XII)		(XIII)	(XIV)		
(1)	Institutions																		
(a)	Mutual Funds		8	735	0	0	735	0.01	735	0	735	0.01	0	0.01	0	0.00	NA	NA	3
(b)	Venture Capital Funds		0	0	0	0	0	0.00	0	0	0	0.00	0	0.00	0	0.00	NA	NA	0
(c)	Alternate Investment Funds		0	0	0	0	0	0.00	0	0	0	0.00	0	0.00	0	0.00	NA	NA	0
(d)	Foreign Venture Capital Investors		0	0	0	0	0	0.00	0	0	0	0.00	0	0.00	0	0.00	NA	NA	0
(e)	Foreign Portfolio Investors		0	0	0	0	0	0.00	0	0	0	0.00	0	0.00	0	0.00	NA	NA	0
(f)	Financial Institutions/Banks		27	215189	0	0	215189	1.54	215189	0	215189	1.54	0	1.54	0	0.00	NA	NA	207958
	STATE BANK OF INDIA	AAACS8577K	1	168449	0	0	168449	1.20	168449	0	168449	1.20	0	1.20	0	0.00	NA	NA	168449
(g)	Insurance Companies		2	142816	0	0	142816	1.02	142816	0	142816	1.02	0	1.02	0	0.00	NA	NA	142815
	LIFE INSURANCE CORPORATION OF INDIA	AAACL0582H	1	142815	0	0	142815	1.02	142815	0	142815	1.02	0	1.02	0	0.00	NA	NA	142815
(h)	Provident Funds/Pension Funds		0	0	0	0	0	0.00	0	0	0	0.00	0	0.00	0	0.00	NA	NA	0
(i)	Any Other																		
	Sub Total (B)(1)		37	358740	0	0	358740	2.56	358740	0	358740	2.56	0	2.56	0	0.00	NA	NA	350776
(2)	Central Government/State Government(s)/President of India		0	0	0	0	0	0.00	0	0	0	0.00	0	0.00	0	0.00	NA	NA	0
	Sub Total (B)(2)		0	0	0	0	0	0.00	0	0	0	0.00	0	0.00	0	0.00	NA	NA	0
(3)	Non-Institutions																		
(a)	i. Individual shareholders holding nominal share capital up to Rs.2 lakh		69252	1384154	0	0	1384154	9.89	1384154	0	1384154	9.89	0	9.89	0	0.00	NA	NA	1065959
	ii. Individual shareholders holding nominal share capital in excess of Rs		21	1959445	0	0	1959445	14.00	1959445	0	1959445	14.00	0	14.00	0	0.00	NA	NA	1959445
	MINAL BHARAT PATEL	AACPP5126G	1	595130	0	0	595130	4.25	595130	0	595130	4.25	0	4.25	0	0.00	NA	NA	595130
	HARDIK B. PATEL	AHIPP1407H	1	177868	0	0	177868	1.27	177868	0	177868	1.27	0	1.27	0	0.00	NA	NA	177868
(b)	NBFCs Registered with RBI		0	0	0	0	0	0.00	0	0	0	0.00	0	0.00	0	0.00	NA	NA	0
(c)	Employee Trusts		0	0	0	0	0	0.00	0	0	0	0.00	0	0.00	0	0.00	NA	NA	0
(d)	Overseas Depositories (Holding DRs)(Balancing figure)		0	0	0	0	0	0.00	0	0	0	0.00	0	0.00	0	0.00	NA	NA	0
(e)	Any Other																		
	TRUSTS		5	22	0	0	22	0.00	22	0	22	0.00	0	0.00	0	0.00	NA	NA	22
	NON RESIDENT INDIANS		47	48110	0	0	48110	0.34	48110	0	48110	0.34	0	0.34	0	0.00	NA	NA	47882
	CLEARING MEMBERS		22	6225	0	0	6225	0.04	6225	0	6225	0.04	0	0.04	0	0.00	NA	NA	6225
	NON RESIDENT INDIAN NON REPATRIABLE		133	14405	0	0	14405	0.10	14405	0	14405	0.10	0	0.10	0	0.00	NA	NA	14405
	BODIES CORPORATES		139	115922	0	0	115922	0.83	115922	0	115922	0.83	0	0.83	0	0.00	NA	NA	114597
	I E P F		1	102869	0	0	102869	0.74	102869	0	102869	0.74	0	0.74	0	0.00	NA	NA	102869
	Sub Total (B)(3)		69620	3631152	0	0	3631152	25.95	3631152	0	3631152	25.95	0	25.95	0	0.00	NA	NA	3311404
	Total Public Shareholding (B) = (B)(1)+(B)(2)+(B)(3)		69657	3989892	0	0	3989892	28.51	3989892	0	3989892	28.51	0	28.51	0	0.00	NA	NA	3662180

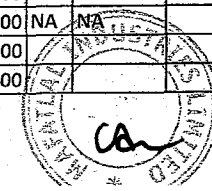



Table IV - Statement showing shareholding pattern of the Non Promoter - Non Public Shareholder

Category	Category & Name of the Shareholder	PAN	No of Share holders	No of fully paid up equity shares held	No of Partly paid-up equity shares held	No of Shares Underlying Depository Receipts	Total No of Shares Held (IV+V+VI)	Share holding as a % of total no of shares (A+B+C2)	Number of Voting Rights held in each class of securities			No of Shares Underlying Outstanding convertible securities (Including Warrants)	Shareholding as a % assuming full conversion of convertible Securities (as a percentage of diluted share capital)	Number of Locked in Shares		Number of Shares pledged or otherwise encumbered		Number of equity shares held in dematerialized form	
									No of Voting Rights		Total as a % of (A+B+C)			No.	As a % of total Shares held	No.	As a % of total Shares held		
									Class X	Class Y									Total
	(I)	(II)	(III)	(IV)	(V)	(VI)	(VII)	(VIII)	(IX)			(X)	(XI)	(XII)		(XIII)	(XIV)		
1)	Custodian/DR Holder		0	0	0	0	0	0.00	0	0	0	0.00	0	0.00	0	0.00	NA	NA	0
2)	Employee Benefit Trust (under SEBI(Share based		0	0	0	0	0	0.00	0	0	0	0.00	0	0.00	0	0.00	NA	NA	0
	Total Non-Promoter-Non Public Shareholding (C)		0	0	0	0	0	0.00	0	0	0	0.00	0	0.00	0	0.00			0



Details of the shareholders acting as persons in Concert including their Shareholding:			
Name of Shareholder	Name of PAC	No of shares	Holding%
Total:		0	0



Details of Shares which remain unclaimed may be given here along with details such as number of shareholders,
No of Shareholders | No of shares

