

Mafatlal[®]

MAFATLAL INDUSTRIES LIMITED

Regd. Office : 301-302, Heritage Horizon, 3rd Floor, Off. C. G. Road,
Navrangpura, Ahmedabad 380 009. Email : ahmedabad@mafatlals.com
Tel. : 079 26444404-06 Fax : 079 26444403

Corp. Off. : Mafatlal House, 5th Floor, H.T. Parekh Marg,
Backbay Reclamation, Churchgate, Mumbai - 400 020.

Tel. : 91 022 6617 3636, Fax : 91 022 6635 7633

CIN : L17110GJ1913PLC000035 Website : www.mafatlals.com

January 18, 2021

To,
BSE Limited
Phiroze Jeejeebhoy Towers,
Dalal Street,
Mumbai- 400001

BSE Code: 500264

Dear Sir,


Sub: Shareholding Pattern under clause 31(1)(b) of the SEBI (Listing Obligations and Disclosure Requirements) Regulations, 2015

With reference to the above, please find enclosed the Shareholding Pattern of the Company for the quarter ended on 31st December, 2020.

We request you to kindly take the same on record.

Thanking you,

Yours faithfully,
For Mafatlal Industries Limited



Ashish Karanji
Company Secretary
Encl.: as above



ARVIND MAFATLAL GROUP
The ethics of excellence

Format of Holding of Specified securities

1. Name of Listed Entity:MAFATAL INDUSTRIES LTD
2. Scrip Code/Name of Scrip/Class of Security:500264,,EQUITY SHARES
3. Share Holding Pattern Filed under: Reg. 31(1)(a)/Reg.31(1)(b)/Reg.31(1)(c)
 - a. if under 31(1)(b) then indicate the report for quarter ending 31/12/2020
 - b. if under 31(1)(c) then indicate date of allotment/extinguishment
4. Declaration : The Listed entity is required to submit the following declaration to the extent of submission of information:

	Particulars	YES*	NO*
a	Whether the Listed Entity has issued any partly paid up shares		NO*
b	Whether the Listed Entity has issued any Convertible Securities or Warrants?		NO*
c	Whether the Listed Entity has any shares against which depository receipts are issued?		NO*
d	Whether the Listed Entity has any shares in locked-in?		NO*
e	Whether any shares held by promoters are pledge or otherwise encumbered?	YES*	

*if the Listed Entity selects the option 'NO' for the questions above, the columns for the partly paid up shares, Outstanding Convertible Securities/Warrants, depository receipts, locked-in shares, No of shares pledged or otherwise encumbered by promoters, as applicable, shall not be displayed at the time of dissemination on the Stock Exchange website. Also wherever there is 'No' declared by Listed entity in above table the values will be considered as 'Zero' by default on submission of the format of holding of specified securities.

- 5 The tabular format for disclosure of holding of specified securities is as follows:




Table I - Summary Statement holding of specified securities

Category	Category of Shareholder	No of Share holders	No of fully paid up equity shares held	No of Partly paid-up equity shares held	No of Shares Underlying Depository Receipts	Total No of Shares Held (VII) = (IV)+(V)+(VI)	Shareholding as a % of total no of shares (As a % of (A+B+C2))	Number of Voting Rights held in each class of securities			No of Shares Underlying Outstanding convertible securities (Including Warrants)	Shareholding as a % assuming full conversion of convertible Securities (as a percentage of diluted share capital)	Number of Locked in Shares		Number of Shares pledged or otherwise encumbered		Number of equity shares held in dematerialized form	
								No of Voting Rights		Total as a % of (A+B+C)			No.	As a % of total Shares held	No.	As a % of total Shares held		
								Class X	Class Y	Total								
(I)	(II)	(III)	(IV)	(V)	(VI)	(VII)	(VIII)	(IX)			(X)	(XI)	(XII)		(XIII)	(XIV)		
(A)	Promoter & Promoter Group	16	10028749	0	0	10028749	72.08	10028749	0	10028749	72.08	0	72.08	0	0.00	6989669	69.70	10028749
(B)	Public	70982	3884137	0	0	3884137	27.92	3884137	0	3884137	27.92	0	27.92	0	0.00	NA	NA	3555858
(C)	Non Promoter-Non Public																	
(C1)	Shares underlying DRs	0	0	0	0	0	NA	0	0	0	0.00	0	NA	0	0.00	NA	NA	0
(C2)	Shares held by Employes Trusts	0	0	0	0	0	0.00	0	0	0	0.00	0	0.00	0	0.00	NA	NA	0
	Total:	70998	13912886	0	0	13912886	100.00	13912886	0	13912886	100.00	0	100.00	0	0.00	6989669	69.70	13584607




Table II - Statement showing shareholding pattern of the Promoter and Promoter Group

Category	Category & Name of the Shareholder	PAN	No of Share holders	No of fully paid up equity shares held	No of Partly paid-up equity shares held	No of Shares Underlying Depository Receipts	Total No of Shares Held (IV+V+VI)	Share holding as a % of total no of shares (calculated as per SCRR, 1957 (VIII) As a % of (A+B+C2)	Number of Voting Rights held in each class of securities			No of Shares Underlying Outstanding convertible securities (Including Warrants)	Shareholding as a % assuming full conversion of convertible Securities (as a percentage of diluted share capital) (VII)+(X) As a % of (A+B+C2)	Number of Locked in Shares		Number of Shares pledged or otherwise encumbered		Number of equity shares held in dematerialized form	
									No of Voting Rights		Total as a % of (A+B+C)			No.	As a % of total Shares held	No.	As a % of total Shares held		
									Class X	Class Y									Total
	(i)	(ii)	(iii)	(iv)	(v)	(vi)	(vii)	(viii)	(ix)			(x)	(xi)	(xii)		(xiii)	(xiv)		
(1)	Indian																		
(a)	Individuals/Hindu undivided Family		10	4868534	0	0	4868534	34.99	4868534	0	4868534	34.99	0	34.99	0	0.00	4270409	87.71	4868534
	REKHA HRISHIKESH MAFATLAL	AABPM3169K	1	1307387	0	0	1307387	9.40	1307387	0	1307387	9.40	0	9.40	0	0.00	1038691	79.45	1307387
	HRISHIKESH ARVIND MAFATLAL	AADTG3097Q	1	100	0	0	100	0.00	100	0	100	0.00	0	0.00	0	0.00	0	0.00	100
	HRISHIKESH ARVIND MAFATLAL	AADTK8522E	1	100	0	0	100	0.00	100	0	100	0.00	0	0.00	0	0.00	0	0.00	100
	HRISHIKESH ARVIND MAFATLAL	AADTN1520F	1	100	0	0	100	0.00	100	0	100	0.00	0	0.00	0	0.00	0	0.00	100
	REKHA HRISHIKESH MAFATLAL	AADTR7288N	1	100	0	0	100	0.00	100	0	100	0.00	0	0.00	0	0.00	0	0.00	100
	AARTI MANISH CHADHA	AAOPM1994R	1	149180	0	0	149180	1.07	149180	0	149180	1.07	0	1.07	0	0.00	0	0.00	149180
	HRISHIKESH ARVIND MAFATLAL	AAXTS4769B	1	100	0	0	100	0.00	100	0	100	0.00	0	0.00	0	0.00	0	0.00	100
	HRISHIKESH A MAFATLAL	AIXPM4401C	1	2673046	0	0	2673046	19.21	2673046	0	2673046	19.21	0	19.21	0	0.00	2672996	100.00	2673046
	ANJALI KUNAL AGARWAL	AKFPM7074H	1	177430	0	0	177430	1.28	177430	0	177430	1.28	0	1.28	0	0.00	0	0.00	177430
	PRIYAVRATA MAFATLAL	ALPPM7282E	1	560991	0	0	560991	4.03	560991	0	560991	4.03	0	4.03	0	0.00	558722	99.60	560991
(b)	Central Government/State Government(s)		0	0	0	0	0	0.00	0	0	0	0.00	0	0.00	0	0.00	0	0.00	0
(c)	Financial Institutions/Banks		0	0	0	0	0	0.00	0	0	0	0.00	0	0.00	0	0.00	0	0.00	0
(d)	Any Other		6	5160215	0	0	5160215	37.09	5160215	0	5160215	37.09	0	37.09	0	0.00	2719260	52.70	5160215
	GAYATRI PESTICHEM MANUFACTURING PVT LTD	AAACG5603J	1	22305	0	0	22305	0.16	22305	0	22305	0.16	0	0.16	0	0.00	0	0.00	22305
	NOCIL LIMITED	AAACN4412E	1	1954695	0	0	1954695	14.05	1954695	0	1954695	14.05	0	14.05	0	0.00	0	0.00	1954695
	SUMIL TRADING PVT LTD	AAACS5891A	1	3118326	0	0	3118326	22.41	3118326	0	3118326	22.41	0	22.41	0	0.00	2719260	87.20	3118326
	SHRI HRISHIKESH ARVIND MAFATLAL PUBLIC CHARITABLE TRUST NO 1	AAATS0647R	1	24128	0	0	24128	0.17	24128	0	24128	0.17	0	0.17	0	0.00	0	0.00	24128
	SETH NAVINCHANDRA MAFATLAL FOUNDATION TRUST NO 1	AAATS1003R	1	16506	0	0	16506	0.12	16506	0	16506	0.12	0	0.12	0	0.00	0	0.00	16506
	* VISHAD PADMANABH MAFATLAL PUBLIC CHARITABLE TRUST No. 1	AAATV2916J	1	24255	0	0	24255	0.17	24255	0	24255	0.17	0	0.17	0	0.00	0	0.00	24255
	Sub-Total (A)(1)		16	10028749	0	0	10028749	72.08	10028749	0	10028749	72.08	0	72.08	0	0.00	6989669	69.70	10028749
(2)	Foreign																		
(a)	Individuals (Non-Resident Individuals/Foreign Individuals)		0	0	0	0	0	0.00	0	0	0	0.00	0	0.00	0	0.00	0	0.00	0
(b)	Government		0	0	0	0	0	0.00	0	0	0	0.00	0	0.00	0	0.00	0	0.00	0
(c)	Institutions		0	0	0	0	0	0.00	0	0	0	0.00	0	0.00	0	0.00	0	0.00	0
(d)	Foreign Portfolio Investor		0	0	0	0	0	0.00	0	0	0	0.00	0	0.00	0	0.00	0	0.00	0
(e)	Any Other		0	0	0	0	0	0.00	0	0	0	0.00	0	0.00	0	0.00	0	0.00	0
	Sub-Total (A)(2)		0	0	0	0	0	0.00	0	0	0	0.00	0	0.00	0	0.00	0	0.00	0
	Total Shareholding of Promoter and Promoter Group (A)=(A)(1)+(A)(2)		16	10028749	0	0	10028749	72.08	10028749	0	10028749	72.08	0	72.08	0	0.00	6989669	69.70	10028749

Note:- *Please note that Vishad Padmanabh Public Charitable Trust No. 1 holding 24255 equity shares of Rs.10/- each in the Company and shown under promoters category as at 31st December, 2021, has now been approved by BSE Ltd. as public shareholders category as per letter dated 8th January, 2021 pursuant to the Company's application for reclassification made earlier under regulation 31A of SEBI LODR, 2015. Accordingly henceforth the said shareholder will be shown as public shareholder.



Table III - Statement showing shareholding pattern of the Public shareholder

Category	Category & Name of the Shareholder	PAN	No of Share holders	No of fully paid up equity shares held	No of Partly paid-up equity shares held	No of Shares Underlying Depository Receipts	Total No of Shares Held (IV+V+VI)	Share holding as a % of total no of shares (A+B+C2)	Number of Voting Rights held in each class of securities			No of Shares Underlying Outstanding convertible securities (Including Warrants)	Shareholding as a % assuming full conversion of convertible Securities (as a percentage of diluted share capital)	Number of Locked in Shares		Number of Shares pledged or otherwise encumbered		Number of equity shares held in dematerialized form	
									No of Voting Rights		Total as a % of (A+B+C)			No.	As a % of total Shares held	No.	As a % of total Shares held		
									Class X	Class Y									Total
	(I)	(II)	(III)	(IV)	(V)	(VI)	(VII)	(VIII)	(IX)			(X)	(XI)	(XII)		(XIII)		(XIV)	
(1)	Institutions																		
(a)	Mutual Funds		8	735	0	0	735	0.01	735	0	735	0.01	0	0.01	0	0.00	NA	NA	3
(b)	Venture Capital Funds		0	0	0	0	0	0.00	0	0	0	0.00	0	0.00	0	0.00	NA	NA	0
(c)	Alternate Investment Funds		0	0	0	0	0	0.00	0	0	0	0.00	0	0.00	0	0.00	NA	NA	0
(d)	Foreign Venture Capital Investors		0	0	0	0	0	0.00	0	0	0	0.00	0	0.00	0	0.00	NA	NA	0
(e)	Foreign Portfolio Investors		0	0	0	0	0	0.00	0	0	0	0.00	0	0.00	0	0.00	NA	NA	0
(f)	Financial Institutions/Banks		27	215189	0	0	215189	1.55	215189	0	215189	1.55	0	1.55	0	0.00	NA	NA	207958
	STATE BANK OF INDIA.PERSONAL BANKING BRANCH M	AAACS8577K	1	168449	0	0	168449	1.21	168449	0	168449	1.21	0	1.21	0	0.00	NA	NA	168449
(g)	Insurance Companies		2	142816	0	0	142816	1.03	142816	0	142816	1.03	0	1.03	0	0.00	NA	NA	142815
	LIFE INSURANCE CORPORATION OF INDIA	AAACL0582H	1	142815	0	0	142815	1.03	142815	0	142815	1.03	0	1.03	0	0.00	NA	NA	142815
(h)	Provident Funds/Pension Funds		0	0	0	0	0	0.00	0	0	0	0.00	0	0.00	0	0.00	NA	NA	0
(i)	Any Other																		
	Sub Total (B)(1)		37	358740	0	0	358740	2.58	358740	0	358740	2.58	0	2.58	0	0.00	NA	NA	350776
(2)	Central Government/State Government(s)/President of India		0	0	0	0	0	0.00	0	0	0	0.00	0	0.00	0	0.00	NA	NA	0
	Sub Total (B)(2)		0	0	0	0	0	0.00	0	0	0	0.00	0	0.00	0	0.00	NA	NA	0
(3)	Non-Institutions																		
(a)	i.Individual shareholders holding nominal share capital up to Rs.2 lakhs		70557	1370451	0	0	1370451	9.85	1370451	0	1370451	9.85	0	9.85	0	0.00	NA	NA	1051689
	ii.Individual shareholders holding nominal share capital in excess of Rs.		20	1820033	0	0	1820033	13.08	1820033	0	1820033	13.08	0	13.08	0	0.00	NA	NA	1820033
	BHARAT JAYANTILAL PATEL	AAAPP6652R	1	594219	0	0	594219	4.27	594219	0	594219	4.27	0	4.27	0	0.00	NA	NA	594219
	HARDIK B. PATEL	AHIPP1407H	1	177868	0	0	177868	1.28	177868	0	177868	1.28	0	1.28	0	0.00	NA	NA	177868
(b)	NBFCs Registered with RBI		0	0	0	0	0	0.00	0	0	0	0.00	0	0.00	0	0.00	NA	NA	0
(c)	Employee Trusts		0	0	0	0	0	0.00	0	0	0	0.00	0	0.00	0	0.00	NA	NA	0
(d)	Overseas Depositories (Holding DRs)(Balancing figure)		0	0	0	0	0	0.00	0	0	0	0.00	0	0.00	0	0.00	NA	NA	0
(e)	Any Other																		
	TRUSTS		5	22	0	0	22	0.00	22	0	22	0.00	0	0.00	0	0.00	NA	NA	22
	NON RESIDENT INDIANS		49	50043	0	0	50043	0.36	50043	0	50043	0.36	0	0.36	0	0.00	NA	NA	49815
	CLEARING MEMBERS		41	24597	0	0	24597	0.18	24597	0	24597	0.18	0	0.18	0	0.00	NA	NA	24597
	NON RESIDENT INDIAN NON REPATRIABLE		126	12164	0	0	12164	0.09	12164	0	12164	0.09	0	0.09	0	0.00	NA	NA	12164
	BODIES CORPORATES		146	145218	0	0	145218	1.04	145218	0	145218	1.04	0	1.04	0	0.00	NA	NA	143893
	I E P F		1	102869	0	0	102869	0.74	102869	0	102869	0.74	0	0.74	0	0.00	NA	NA	102869
	Sub Total (B)(3)		70945	3525397	0	0	3525397	25.34	3525397	0	3525397	25.34	0	25.34	0	0.00			3205082
	Total Public Shareholding (B) = (B)(1)+(B)(2)+(B)(3)		70982	3884137	0	0	3884137	27.92	3884137	0	3884137	27.92	0	27.92	0	0.00			3555858



Table IV - Statement showing shareholding pattern of the Non Promoter - Non Public Shareholder

Category	Category & Name of the Shareholder	PAN	No of Share holders	No of fully paid up equity shares held	No of Partly paid-up equity shares held	No of Shares Underlying Depository Receipts	Total No of Shares Held (IV+V+VI)	Share holding as a % of total no of shares (A+B+C2)	Number of Voting Rights held in each class of securities			No of Shares Underlying Outstanding convertible securities (Including Warrants)	Shareholding as a % assuming full conversion of convertible Securities (as a percentage of diluted share capital)	Number of Locked in Shares		Number of Shares pledged or otherwise encumbered		Number of equity shares held in dematerialized form	
									No of Voting Rights		Total as a % of (A+B+C)			No.	As a % of total Shares held	No.	As a % of total Shares held		
									Class X	Class Y									Total
	(I)	(II)	(III)	(IV)	(V)	(VI)	(VII)	(VIII)	(IX)			(X)	(XI)	(XII)		(XIII)		(XIV)	
(1)	Custodian/DR Holder		0	0	0	0	0	0.00	0	0	0	0.00	0	0.00	0	0.00	NA	NA	0
(2)	Employee Benefit Trust (under SEBI(Share based Employee		0	0	0	0	0	0.00	0	0	0	0.00	0	0.00	0	0.00	NA	NA	0
	Total Non-Promoter-Non Public Shareholding (C) = (C)(1)+(0	0	0	0	0	0.00	0	0	0	0.00	0	0.00	0	0.00			0

Details of the shareholders acting as persons in Concert including their Shareholding:			
Name of Shareholder	Name of PAC	No of shares	Holding%
		0	0
Total:		0	0

Details of Shares which remain unclaimed may be given hear along with details such as number of	
No of Shareholders	No of shares

